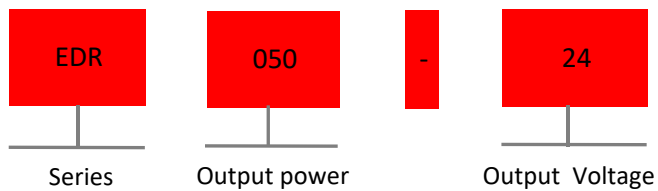




▲ Features

- TS35 DIN rail installation
- Compact size, easy installation with accessory
- Compliance to ROHS certificate
- Power On LED indicator
- Protections: short circuit/overload/over voltage
- Compact size/High efficiency/High reliable
- 100% full load burn -in test
- 3 years warranty

▲ Model encoding

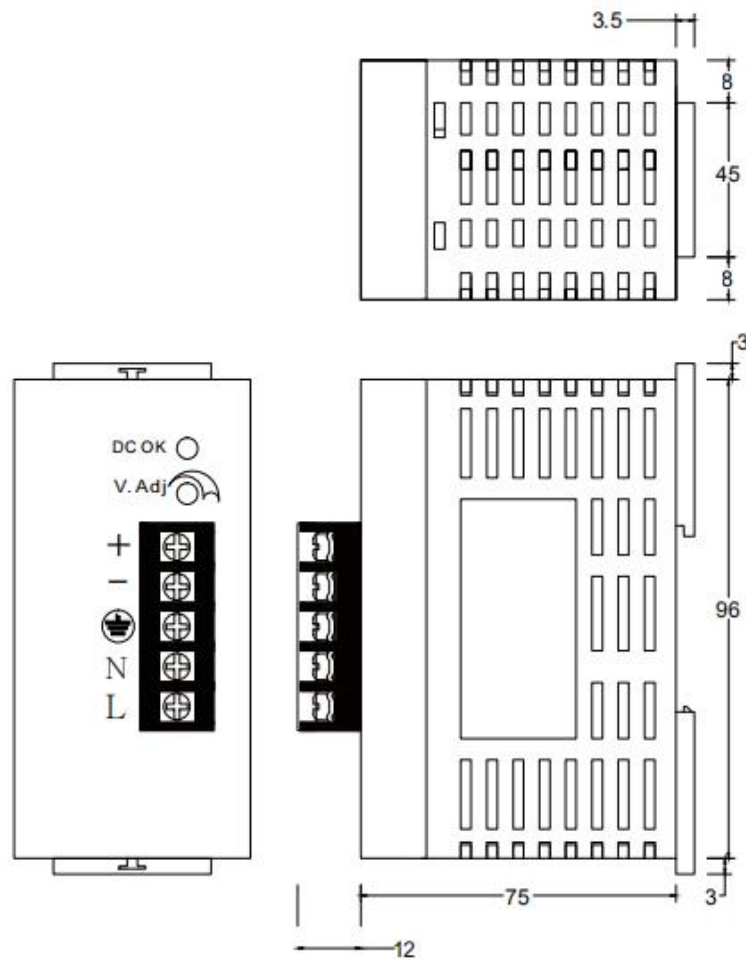


Specification

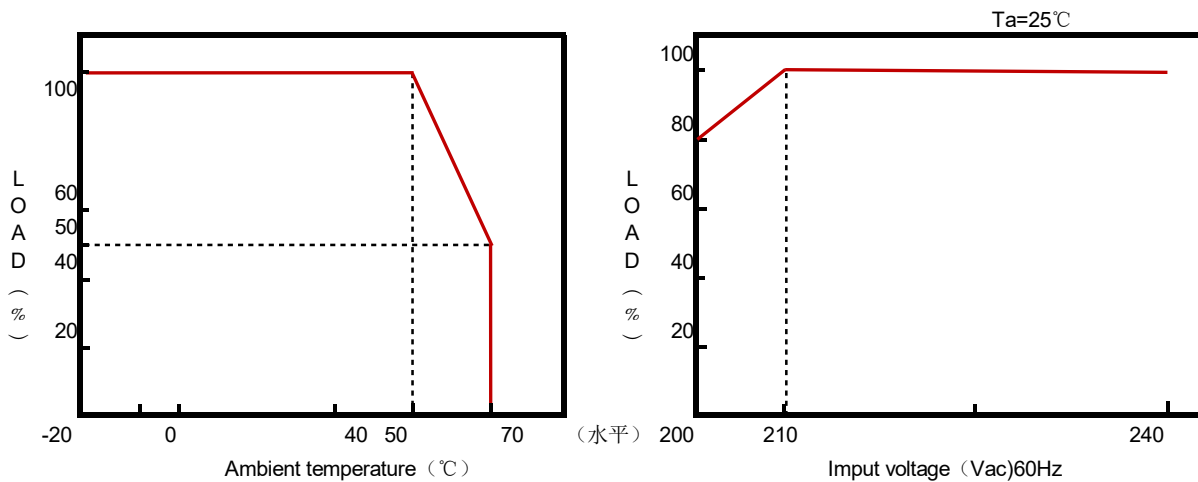
Input			
Voltage range	200~240VAC/280~370VDC		
AC current	1A Max. Vi=200~240VAC		
Frequency	47~63Hz		
Inrush current (max)	45A/230VAC		
Output			
Rated voltage	24V		
Efficiency(Typ)	85%		
Voltage ADJ.range	±10%		
Rated Current (A)	2.1A		
Rated power(W)	50W		
Ripple & noise(max) Note.2	150mVp-p		
Voltage tolerance Note.3	±1%		
Line regulation	±1%		
Load regulation	±1%		
Setup, rise time Note.4	1000ms 10ms/230VAC		
Hold up time	30ms/230VAC		
Status indicator	Green LED		
Protection			
Overload	150%-250% of rated output power		
	Protection mode: Hiccup mode, recovers automatically after fault condition is removed		
Over voltage(V)	28.5~35V		
	Protection type: Hiccup, recovers automatically after fault condition is removed		
Safety and EMC			
Withstand voltage	I/P-O/P:3KVAC I/P-FG:1.5KVAC O/P-FG:0.5KVAC		
Isolation resistance	I/P-O/P,I/P-FG,O/P-FG:100M Ohms/500VDC/25℃/70% RH		
Safety standards	Design refer to EN IEC 62368-1、GB 4943.1		
EMC Emission	Parameter	Standard	Test level
	Conducted	EN 55032	Class A
	Radiated	EN 55032	Class A
	Voltage Flicker	EN 61000-3-3	Design refer to Class A
	Harmonic Current	EN IEC 61000-3-2	Design refer to Class A
EMC Immunity	Parameter	Standard	Test level
	ESD	EN 61000-4-2	Level 3 8KV air
	Radiated Susceptibility	EN 61000-4-3	Level 2 3V/m
	EFT/Burest	EN 61000-4-4	Level 3 2KV
	Surge	EN 61000-4-5	Level 3 2KV/L-N;Level3 4kV/L-N-FG
	Conucted	EN 61000-4-6	Level 2 3V/m
	Magnetic Field	EN 61000-4-8	Level 2 3A/m
	Voltage Dips and interruptions	EN 61000-4-11	>95% dip 0.5 periods, 30% dip 25 periods, >95% interruptions 250 periods

Environment		
Operating temperature	- 20~+70℃ (Refer to derating curve)	
Storage temperature	- 20~+85℃	
Storage humidity	5-95%	
Vibration	10-500Hz,2G 10Min/1 cycle, period for 60 min. each along X, Y, Z axes	
Others		
MTBF	≥270K hrs,MIL-HBDK-217F(25℃)	
Installation	Panel mounting or DIN rail mounting with accessory	
Protection class	IP20	
Weight	0.23Kg	
Dimension	96*45*75mm(H*W*D)	
Data	Description	Model
	EDR 50.4W 2.1A/24V	EDR050-24

Installation instruction



Derating curve



- Note**
1. All paramets are measured at 230VAC input, rated load at 25°C of ambient temp. if not special mentioned
 2. Ripple & noise are measured at 20MHZ of bandwidth by using a 12"twisted pair-wire terminated with a 0.1uf & 47uf parallel capacitor.
 - 3.Tolerance:includes set up tolerance,line regulation and load regulation.
 - 4.Line regulation is measured from low voltage to high voltage at rated load
 - 5.Load regulation is measured from 0% to 100% rated load.
 - 6.According to the requirements of GB4943.1,the power supply is only used under altitude of 2000M and non-tropical climates